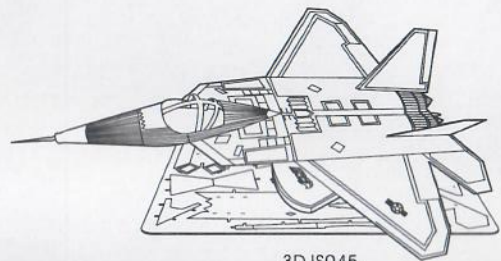
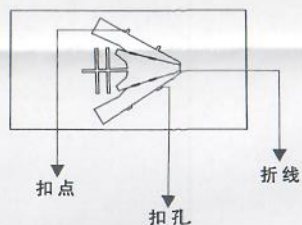


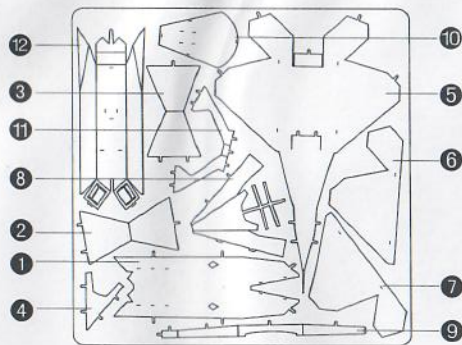
3D METAL MODEL



3DJS045



金属部件



拼装方式

● 插入扣孔，平折 90°



▲ 插入扣孔，旋转 90°



⚠ 请小心处理金属边料，以防划伤

拼装步骤

