


HAWKER HURRICANE

颶風戰鬥機

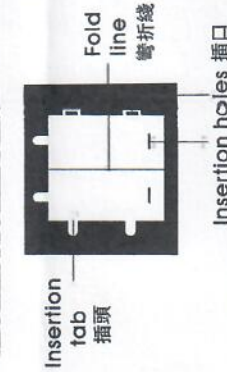


3D METAL MODEL

3D金屬模型

CAUTION / 注意:

- Keep out of reach of children. 請放置于幼童接觸不到的地方。
- Warning, small parts. 請留意細小部件。
- Pay attention to sharp edges when removing pieces from the metal sheet. 取下零件時，請注意邊緣的銳點，避免劃傷。
- Carefully discard the metal sheet after parts have been removed. 零件取下後，小心處理剩餘金屬片。

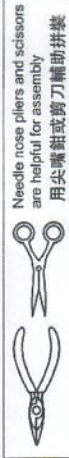


To create the best connections

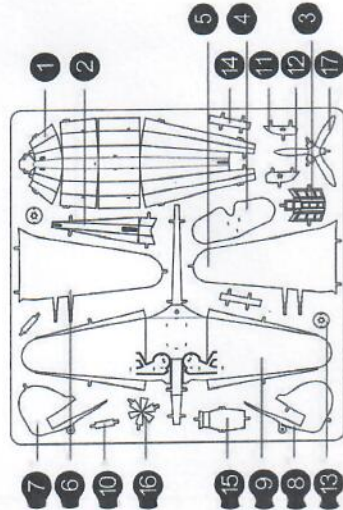
建立穩固的連接的方法:

● Insert tab and bend 90 degrees for most visible areas
 插頭穿過插孔後，將插頭盡最大限地拉出，並平折成90度角。

▲ Insert tab and twist 90 degrees is best in some areas to ensure a tight connection
 插頭穿過插孔後，將插頭作90度旋轉扭曲，可在某些部位形成緊密的連接。



Schematic drawing of sheet metal (one piece of sheet metal).
 金屬片示意圖 (每1片金屬)



ASSEMBLY METHOD: Follow assembly flow chart. 請按以下示意圖拼装。

