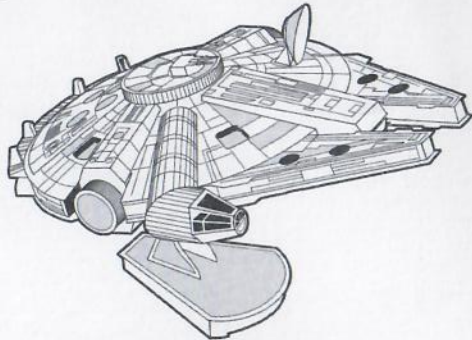
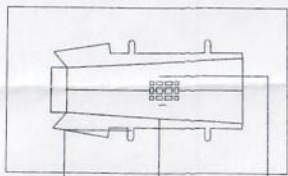


# 3D METAL MODEL



3DJS072



扣点 折线 扣孔



拼装工具

## 拼装方式

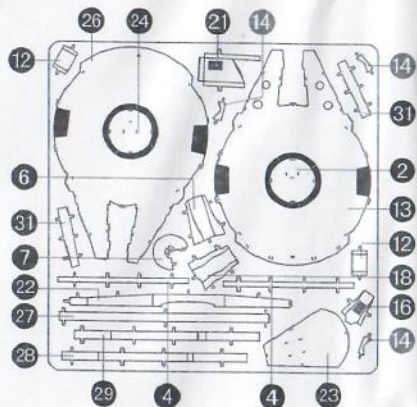
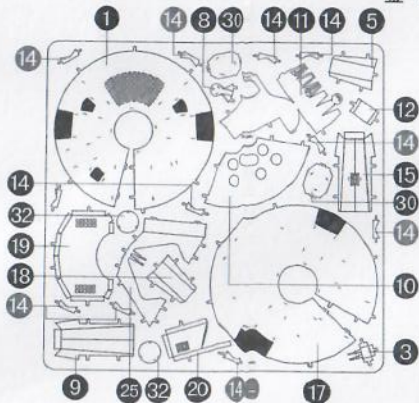
● 插入扣孔, 平折 90°



▲ 插入扣孔, 旋转 90°



## 金属部件



⚠ 请小心处理金属边料, 以防划伤

## 拼装步骤

